

Student's Name _____

Teacher's # _____ Branch _____

Score: _____ (Check one): *passed* _____ *needs more study* _____

Total Perfect Score = 85 Passing Score = 59 (70%) Convention Eligibility = 68 (80%)

Keyboard
1

Certificate of Merit



Musical Knowledge Examination

Keyboard: Level I

2006 Edition

Ear Training – Set B

1. Write the letter name for each note. (9 points)

A musical staff with a treble clef and a bass clef. The treble clef staff contains notes on the 2nd, 3rd, 4th, 5th, and 6th lines. The bass clef staff contains notes on the 1st, 2nd, 3rd, 4th, and 5th lines.

G
(example)

2. Put a check (✓) in the box above the keyboard to show these notes. The first one is given. (3 points)

A musical staff with a treble clef and a bass clef. The treble clef staff contains notes on the 4th and 5th lines. The bass clef staff contains notes on the 1st, 2nd, and 3rd lines.

A diagram of a piano keyboard showing the first four octaves. Above the keyboard, there are checkboxes for each key. The first checkbox is checked. The label "Middle C" is positioned below the central C key.

3. Name each interval: 2nd, 3rd, 4th, 5th, 6th, 7th, or 8th (octave). (7 points)

A musical staff with a treble clef and a bass clef. The treble clef staff contains notes on the 1st, 2nd, 3rd, 4th, 5th, and 6th lines. The bass clef staff contains notes on the 1st, 2nd, 3rd, 4th, and 5th lines.


5th
(example)

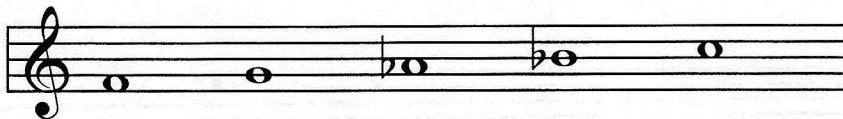
4. Name each five finger pattern. Tell if it is Major or minor. (10 points)



C Major
(example)











5. Name each triad. Tell if it is Major or minor. (10 points)



C Major
(example)

6. Name the Major key for each of these key signatures. (3 points)

 C Major
(example)

 Major

 Major

 Major

7. Add the correct sharps (#) or flats (b) to form these Major scales. (3 points)

F Major Scale


D Major Scale

G Major Scale

8. Write Roman numerals under the staff for these primary triads. (3 points)

9. Are the primary triads Major or minor? (1 point) _____

10. Write the counts for this rhythm (1 2 3 4 , or 1 & 2 & 3 & 4 &). The first measure is given. (3 points)

$\frac{3}{4}$ 
 1 2 & 3

11. Add the three missing barlines to this rhythm. (3 points)

$\frac{4}{4}$ 

12. Put a check (✓) by the correct time signature for each example. (2 points)

$\frac{2}{4}$ $\frac{3}{4}$ 


$\frac{3}{4}$ $\frac{4}{4}$ 

13. Check the answer for each question. (2 points)

a. Which is louder? *mf* *ff*

b. Which is softer? *mp* *pp*

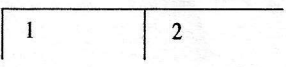
14. Match these signs and terms with their meanings. (6 points)


a.  _____ *decrescendo, diminuendo*: gradually softer

b.  _____ play eight notes higher

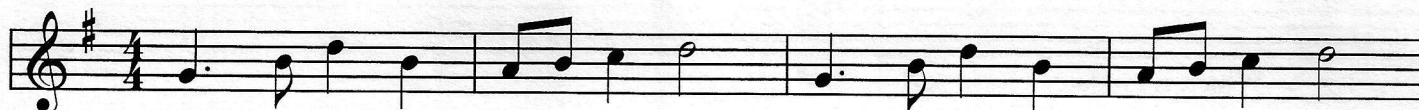
c.  _____ first and second endings

d. 8^{va} _____ *tenuto*: hold for full value, stress

e.  _____ press and release the damper pedal (pedal on the right)

f.  _____ *crescendo*: gradually louder

15. Circle the **repetition** in the following phrase. (1 point)



1 2 3 4 5 6

7 8 9 10 11 12

p *mf* *p* *pp*

a. b. c.

Answer these questions about this music from *Shepherd's Song* by Salutrinkaya. (12 points)

16. How many beats are in each measure?

17. Check (✓) the type of note that receives one beat.

18. What does *p* in measure 1 mean?

_____ soft

_____ accent

19. What happens to the music in measure 3?

_____ it gets louder

_____ it gets faster

20. What does the *mf* in measure 6 mean?

_____ medium soft

_____ medium loud

21. Name the boxed note in measure 6.

22. What five finger pattern is used in the right hand part of measure 7?

_____ C Major

_____ G Major

23. What does the symbol in measure 12 mean?

_____ detached

_____ hold the note longer

24. How should the music sound in measure 12?

_____ very soft

_____ very loud

25. Name the circled intervals (2nd, 3rd, etc.).

a. _____

b. _____

c. _____

EAR TRAINING EVALUATION

This is your Level 1 ear training evaluation. Listen to each question and its musical example.
Circle your answer. Each example will be played two times. (7 points)

1. Major



minor



2. Legato touch

Staccato touch

3. Major



minor



4. Second




Sixth




5. A.



B.



6. A.



B.



7. Loud to soft

Soft to loud